

# CAPRICE HOLDINGS LIMITED

## 2022/23 Gender pay gap report

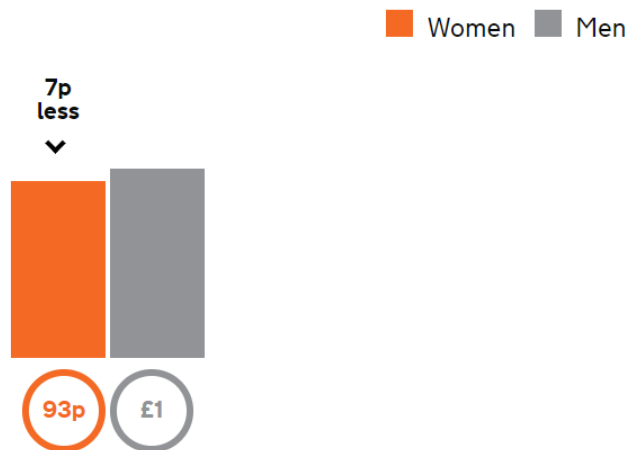
Add to compare

<b>Registered address:</b>	26-28 Conway Street, London, England, W1T 6BQ
<b>Nature of business (SIC):</b>	Accommodation and food service activities
<b>Snapshot date:</b>	5 April 2022
<b>Employee headcount:</b>	500 to 999 employees
<b>Person responsible:</b>	Suresh Banarse (HR Director)

This employer has not provided extra information on their gender pay gap

### Hourly pay gap

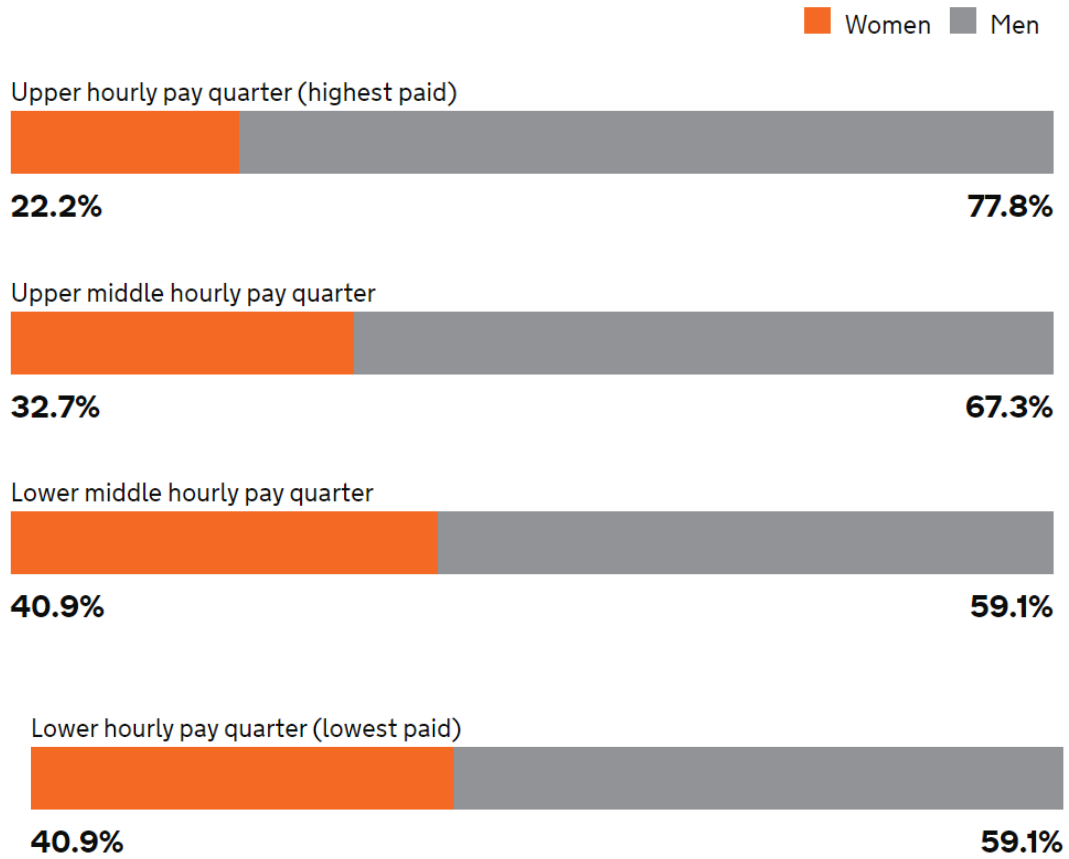
In this organisation, women earn 93p for every £1 that men earn when comparing median hourly pay. Their median hourly pay is 7% lower than men's.



When comparing mean (average) hourly pay, women's mean hourly pay is 15% lower than men's.

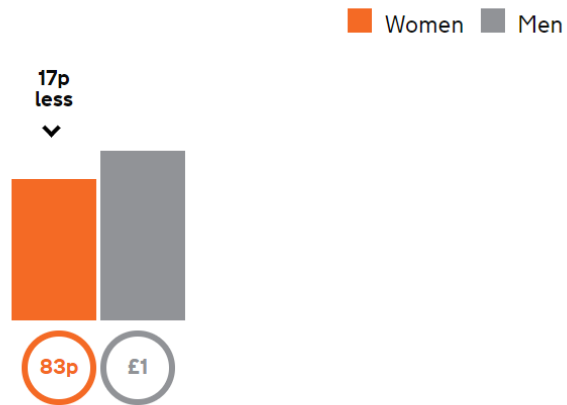
## The percentage of women in each pay quarter

In this organisation, women occupy 22.2% of the highest paid jobs and 40.9% of the lowest paid jobs.



## Bonus pay gap

In this organisation, women earn 83p for every £1 that men earn when comparing median bonus pay. Their median bonus pay is 16.7% lower than men's.



When comparing mean (average) bonus pay, women's mean bonus pay is 77.9% lower than men's.

## Who received bonus pay

12.4% of women

22.2% of men